


Reader's Guide for
**Chocolate Milk,
Por Favor!**

by Maria Dismondy
illustrated by Donna Farrell



Celebrating
Diversity
with Empathy




ABOUT THE AUTHOR

Maria Dismondy

Maria Dismondy is an award winning author who specializes in books that empower children and celebrate diversity. She holds degrees in education and child development. She frequently shares her message by presenting at schools and conferences. Maria lives in Michigan with her family.

Visit Maria's website to read more about her powerful message!

<http://mariadismondy.com/books/>



Contents

Feel free to use the activities in this reader's guide with students of any age or grade level. This page is a guide to the correlations to the common core state standards by grade level.


| Grade Level | Common Core State Standard | Content Area Focus | Activity |
|-------------|----------------------------|------------------------------------|--|
| K | W.K.2 | informative writing | How to Be A Good Friend (2 pages) |
| 1 | W.1.1 | opinion writing | What Makes You Different? (3 pages) |
| 1 | RL.1.3 | reading comprehension | Describing Main Characters |
| 1 | RL.1.3 | reading comprehension | Describe the Setting Using Key Details |
| 2 | RL.2.1 | reading comprehension | Asking and Answering Questions (2 pages) |
| 2 | RL.2.3 | comprehension/ written response | Character Response (2 pages) |
| 3 | RL.3.6 | comprehension/ written response | Celebrate Diversity! (song or poem) |
| 3 | RL.3.6 | comprehension/ written response | Developing Point of View |
| 3 | W.3.1 | opinion writing | Readers Develop Opinions (3 pages) |
| 4 | RL.4.3 | reading comprehension | Characters Change Over Time (2 pages) |
| 5 | W.5.1 | opinion writing | Celebrating Diversity (3 pages) |
| 5 | W.5.2 | informative writing | Informative Writing |

Bonus Pages: Table Talk and Poster Challenge

Chocolate Milk, Por Favor!



How to Be a Good Friend



How to Be a Good Friend

Tip 1

Tip 2

Tip 3

Tip 4

Tip 5

Opinion Writing

based on the book *Chocolate Milk, Por Favor!*



Topic: **What makes you different?**

Opinion:

Reason:

Reason:

Closing Statement:



Celebrating You!

What makes you different?

Handwriting practice lines consisting of solid top and bottom lines with a dashed midline, repeated 10 times across the page.



The image shows a large rectangular area with a black border, containing 15 sets of handwriting lines. Each set consists of three horizontal lines: a solid top line, a dashed middle line, and a solid bottom line. These lines are evenly spaced and extend across the width of the page, providing a guide for letter height and placement.

Chocolate Milk, Por Favor!

Describing Main Characters



Gabe

Evidence in the Text

Johnny

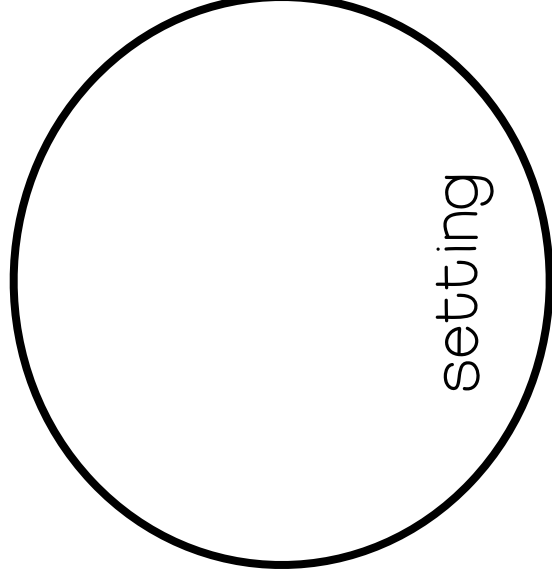
Evidence in the Text

Chocolate Milk, Por Favor!

Let's think about the setting of this story!
Share your thinking with a partner.

key detail from text

key detail from text



key detail from text

key detail from text



Asking and Answering Questions



Key Detail

page

My Questions

| Key Detail | page | My Questions |
|------------|------|--------------|
| | | |
| | | |
| | | |
| | | |

Chocolate Milk, Por Favor!

Chocolate Milk, Por Favor!

Asking and Answering Questions

Answer the questions below and write a few of your own to tell us what you are wondering.

What is empathy?


I'm wondering

How did the children at recess show empathy?

I'm wondering

How did Johnny show empathy for Gabe?

I'm wondering



Chocolate Milk, Por Favor!

How did Johnny respond when a new student came to his school?
Use evidence from the text in your answer.

Handwriting practice area with 10 sets of lines. Each set consists of a solid top line, a dashed middle line, and a solid bottom line.

Handwriting practice area with 20 sets of primary-ruled lines (top solid, middle dashed, bottom solid) enclosed in a dashed border.



CELEBRATE DIVERSITY!

Imagine that you were a student at Gabe's new school.

Write a poem or a song about celebrating diversity.

Challenge: Include the main characters in your poem or song.



Readers Develop Opinions

based on the book Chocolate Milk, Por Favor!



Topic: What would make Johnny a better friend to Gabe at the beginning of the story?

Opinion:

Reason:

Reason:

Reason:

Closing Statement:



Readers Develop Opinions

based on the book Chocolate Milk, Por Favor!

A large rectangular box containing 15 sets of primary writing lines. Each set consists of a solid top line, a dashed midline, and a solid bottom line, providing a guide for letter height and placement.



Handwriting practice sheet with 15 sets of primary-ruled lines (top solid, middle dashed, bottom solid) for opinion writing.



Characters Change Over Time



How does Johnny change over time in the story?
Discuss this with a partner when you finish.

| | |
|----------|--|
| actions | |
| words | |
| thoughts | |

Characters Change Over Time

How does Gabe change over time in the story?
Discuss this with a partner when you finish.



| | |
|----------|--|
| actions | |
| words | |
| thoughts | |

Celebrating Diversity

Topic: How did Johnny learn to celebrate the fact that Gabe was different?

Opinion:

Reason: Include evidence from the text.

Reason: Include evidence from the text.

Reason: Include evidence from the text.

Closing Statement:

A large rectangular area with a dashed border, containing 20 horizontal solid lines for writing. The lines are evenly spaced and extend across the width of the dashed box.

Informative Writing

based on the book Chocolate Milk, Por Favor!

Directions: Write an informative piece about how to be a good friend to someone who does not speak the same language as you when you first meet them.

Topic:

Vocabulary:

Facts:

Definitions:

Details:

Quotations:

Concluding
Statement:




Table Talk

Talk to your family at the table tonight!

- What is empathy?
- Why is it important to celebrate diversity?
- How can celebrating diversity make the world a better place?
- Find a way to celebrate diversity with your family.
- Find a way to celebrate diversity in your community.

Check out the other books by Maria Dismondy!




CELEBRATE DIVERSITY POSTER CHALLENGE

Design a poster that shows how we celebrate diversity at our school!

The posters will be displayed around our building to share this powerful message.

We will even share some with our community!


Be creative!



This reader's guide was created by Kimberly Gillow. Kimberly is an instructional coach in a public school in Michigan. She has had the pleasure of hearing Maria present on several occasions. She is inspired by Maria's work and her positive impact on adults and children. Kimberly blogs at Funky First Grade Fun.



The following graphics and fonts were used to create this reader's guide.



Fonts by
kevinandamanda.com and
Hello Fonts by Jen Jones
at helloliteracy.blogspot.com
clipart by Primary Polka Dots,
scrappingdoodles.com, MelonHeadz, KPM Doodles
and digiwebstudios.com

